

Bravo B32

100% digital, high power BTE

- Programmable (SP3 or Compass)
- Wide Dynamic Range Compression
- 2 channel DSP
- Digital Volume Control



The Bravo Digital Signal Processor (DSP) works with 20-bit representation of the signal and a sampling rate of 32 kHz. Bravo B32 is a superbly engineered hearing aid in the renowned Widex tradition.

Bravo B32 features include:

- 2 channel DSP (Digital Signal Processing).
- Wide Dynamic Range Compression to maximise speech intelligibility and listening comfort.
- Feedback Risk Management for reduction of acoustic feedback.
- Variable crossover frequency.
- Special digital fitting philosophy based on keyed-in audiometric values.
- Digital Volume Control (± 6 dB range) with beep-tone adjustment indicator.
- M, MT, and T program switch. The telecoil frequency response is equalised, making it identical to that of the microphone.
- Long battery life of approximately 500 hours.
- Low battery beep-tone indicator.
- Minimal audible internal noise due to special processing.
- Direct audio input.
- Tamper resistant battery drawer.
- Available in new Widex colours.
- CROS and BiCROS adaptor available.
- Mini-hook available for small ears.

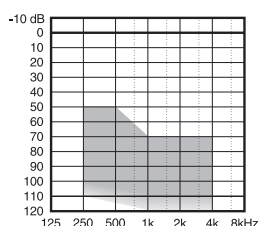
B32 is fine tuned with three parameters:

LF = Low frequency gain
 HF = High frequency gain
 MPO = Maximum power output

Recommended for:

- Moderately severe to profound hearing losses.
- All configurations of hearing loss including conductive, sloping, flat and reverse slope hearing losses.

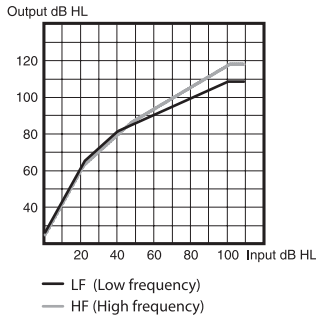
Suggested fitting range





Bravo B32

Wide Dynamic Range Compression (WDRC)



The WDRC system used in the Bravo B32 models is an extension to the HLC system where the compression kneepoints have been lowered in both channels. This means that the insertion gain on models with WDRC is higher for soft inputs compared to models with HLC. The result is an increase in the user's range of acoustical awareness because soft sounds become audible.

Programming

Bravo B32 can be programmed using the SP3 portable programmer or via a PC using NOAH/Compass software. Please refer to the Bravo series programming manual.

Feedback Management

If the ideal gain required for compensating for a certain hearing loss exceeds the limit for the earmould, acoustic feedback will occur. To solve this problem the high frequency gain may have to be reduced. The programmable parameter "HF" allows the gain in the high frequency channel to be reduced without affecting the gain in the low frequency channel and it therefore functions as feedback control.

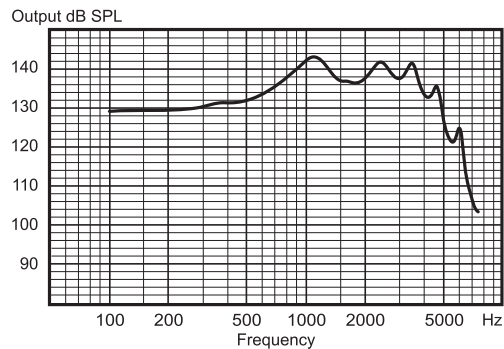
Technical Data

	IEC 711 Ear simulator	2cc Coupler
OSPL90	Peak	143 dB SPL
	1 kHz	138 dB SPL
	HAIC	137 dB SPL
	137 dB SPL	132 dB SPL
Harmonic Distortion (HAIC)	4 %	3%
Battery Drain (st. by)	1.0 mA	
Battery Drain	1.2 mA	
Battery Type 675 Zn-Air (600 mAh)*	500 hours	
Telecoil TLS** + 2 dB		
IRIL (GSM/DCS interference level)	5/15 dB SPL	

* Typical data measured in Test mode.

** A telecoil input of 100 mA/m will equal a microphone input of 70 dB SPL.

Maximum Output (Ear Simulator - IEC711)



Maximum Output (2cc Coupler - IEC126)

