



Bravo B2

100% digital, mini BTE

- Programmable (SP3 or Compass)
- Wide Dynamic Range Compression
- 2 channel DSP
- Digital Volume Control



The Bravo Digital Signal Processor (DSP) works with 20-bit representation of the signal and a sampling rate of 32 kHz. Bravo B2 is a superbly engineered hearing aid in the renowned Widex tradition.

Bravo B2 offers you:

- 2 channel DSP (Digital Signal Processing).
- Wide Dynamic Range Compression to maximize speech intelligibility and listening comfort.
- Feedback Risk Management for reduction of acoustic feedback.
- Variable crossover frequency.
- Special digital fitting philosophy based on keyed in audiometric values.
- Digital Volume Control (± 6 dB range) with beep-tone adjustment indicator.
- M, MT, and T settings available with beep-tone indicator. The telecoil frequency response is equalised, making it identical to that of the microphone.
- Long battery life of approximately 375 hours.
- Low battery beep-tone indicator.
- Minimal audible internal noise due to special processing.
- Direct audio input.
- Tamper resistant battery drawer.

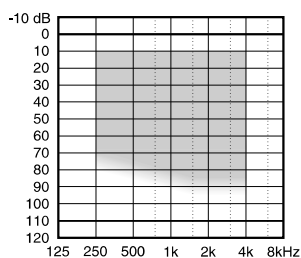
B2 is fine tuned with three parameters:

LF = Low frequency gain
HF = High frequency gain
MPO = Maximum power output

Recommended for:

- Mild to moderately severe hearing losses.
- All configurations of hearing loss including conductive, sloping, flat and reverse slope losses.

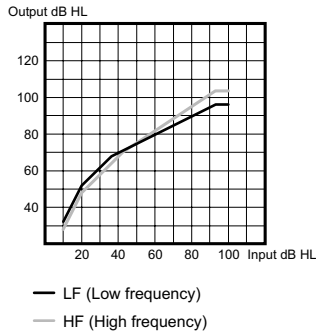
Suggested fitting range





Bravo B2

Wide Dynamic Range Compression (WDRC)



The WDRC system used in the Bravo B2 models is an extension to the HLC system where the compression knee points have been lowered in both channels. This means that the insertion gain on models with WDRC is higher for soft inputs compared to models with HLC. The result is an increase in the user's range of acoustical awareness because soft sounds become audible.

Programming

Bravo B2 can be programmed using the SP3 portable programmer or via a PC using the HI-PRO interface and NOAH/Compass software. Please refer to the Bravo-series programming manual.

Feedback Management

If the ideal gain required for compensating for a certain hearing loss exceeds the limit for the earmould, acoustic feedback will occur. To solve this problem the high frequency gain may have to be reduced. The programmable parameter "HF" allows the gain in the high frequency channel to be reduced without affecting the gain in the low frequency channel and it therefore functions as feedback control.

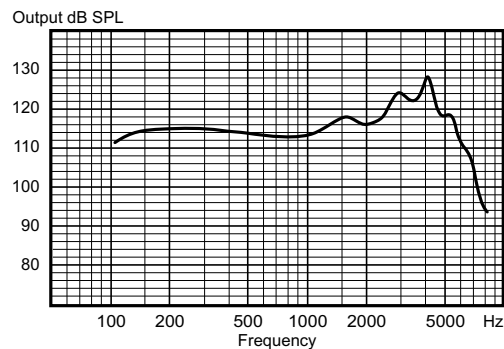
Technical Data

		711 Ear simulator	2cc Coupler
OSPL90	Peak	128 dB SPL	119 dB SPL
	1 kHz	113 dB SPL	110 dB SPL
	HAIC	114 dB SPL	109 dB SPL
Battery Drain (st. by)		0.65 mA	
Battery Drain		0.7 mA	
Battery Type 13 Zn-Air (270 mAh)*		375 hours	
Telecoil TLS**		+ 2 dB	
Harmonic Distortion		1%	
IRIL (GSM/DCS interference level)		5/15 dB SPL	

* Typical data measured in Test mode.

** A telecoil input of 100 mA/m will equal a microphone input of 70 dB SPL.

Maximum output (ear simulator - IEC711)



Maximum output (2cc coupler - IEC126)

